



Assurance

Emergency Lighting

a division of Assurance Engineering LLC



Product Catalog

Assurance Emergency Lighting, a division of Assurance Engineering LLC

The goal of Assurance Emergency Lighting is to provide the best emergency lighting solution. Our staff of emergency lighting experts are not only knowledgeable but are determined to deliver quality and dependable products.

We are located in Memphis, Tennessee and sell through a nationwide network of lighting agents. Our product lines include LED emergency drivers, fluorescent emergency ballasts, emergency lighting inverters and ALCR-Bypass lighting control relays. Additionally, we continue to expand our solutions portfolio with innovative products.

Our assurance to you

To over-deliver and exceed your expectations of our emergency lighting products and customer service.

Assurance of Service

Provide the highest service levels and short response times. Maintain stock on hand for quick deliveries

Assurance of Quality

Ensure that the design and performance of provided products and solutions are of the highest standards in our industry

Assurance of Innovation

Implement continuous product design, process improvements and new product development based on customer needs



L Series

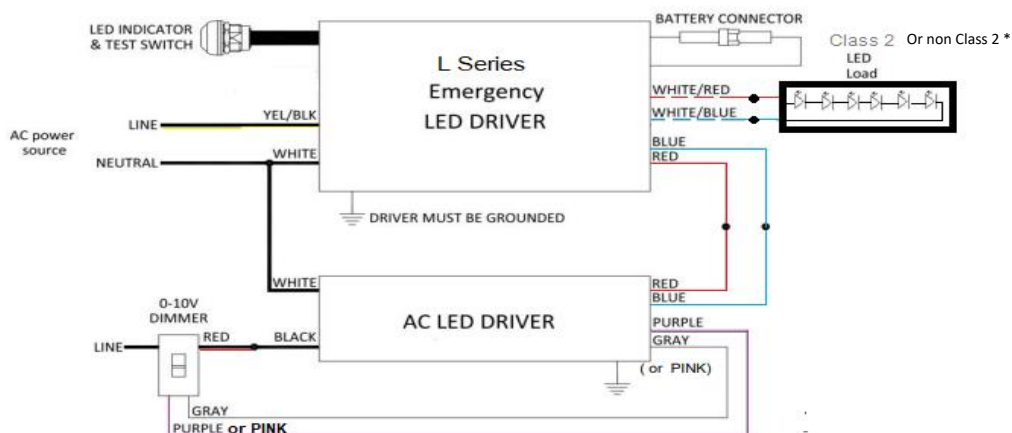
LED Emergency Drivers



The L Series emergency LED Drivers are the best choice for applications using LED boards or arrays operated by an external AC driver.

Our emergency LED drivers can be installed inside, on top of, or remotely from a luminaire to operate a single luminaire during an emergency operation. When normal AC power fails, the Assurance emergency LED drivers switch into emergency mode and support LED fixtures for 90 minimum minutes. When AC power is restored, the emergency drivers automatically return to the charging mode. Numerous L Series emergency LED drivers are available for different applications and mounting heights to meet life safety codes.

Model	Power (CP)	Vf (Vdc Output)	Size (in)	Oper. Temp (°C)	Listing	Features	Lumens (@140lm/W)
L5-CEC	5W	15-58	9.5 x 1.7 x 1.14	0 to 55	UL Listed, CEC T20	Non-Conduit	700
L10-CEC	10W	15-55	9.5 x 1.7 x 1.14	0 to 55	UL Listed, CEC T20	Non-Conduit	1400
L10-DC-CEC	10W	15-55	9.5 x 1.7 x 1.14	0 to 55	UL Listed, CEC T20	Dual Conduit	1400
L10-NP-CEC	10W	15-55	16.5 x 1.2x 1.1	0 to 55	UL Listed, CEC T20	Narrow Case (LP) Non-Conduit	1400
L10-ET-CEC	10W	15-55	9.5 x 2.4 x 1.5	-20 to 55	UL Listed, CEC T20	Extended (Cold) Temp Non-Conduit	1400
L10-DC-2H	10W	15-55	12 x 1.7 x 1.14	0 to 55	UL Listed, CEC T20	Dual Conduit - 2 Hour	1400
L10-DC-CEC-SD	10W	15-55	12 x 1.7 x 1.14	0-55	UL Listed, CEC T20	Self Diagnostic Dual Conduit	1400
L14-DC-CEC	14W	15-55	12 x 1.7 x 1.14	0 to 55	UL Listed, CEC T20	Dual Conduit	1960
L20-DC-CEC	20W	15-55	13.3 x 2.44 x 1.5	0 to 55	UL Listed, CEC T20	Dual Conduit	2800
L25-DC-CEC	25W	15-55	13.3" x 2.44" x 1.5"	0-55	UL Listed, CEC T20	Dual Conduit	3500
L25-DC-HVO	25W	50-200*	13.3" x 2.44" x 1.5"	0-55	UL Listed, CEC T20	Dual Conduit	3500
L25-C-HVO-480	25W	50-200*	12.6" x 2.25" x 2.05"	0-55	UL Listed, CEC T20	Single Conduit, 347-480 VAC	3500
L20-CB48	up to 20W	15-55	9.5 x 1.7 x 1.14	0 to 55	UL Listed	For 48 Vdc battery systems - Non-Conduit	up to 2800



Si Series


Emergency Lighting Inverter

The Si-Series emergency lighting inverters operate LED and fluorescent fixtures with pure sinusoidal power during loss of normal AC power. The inverters are designed to operate designated fixtures on emergency power during the 90 minute emergency discharge cycle regardless of the local switch position and in accordance with UL 924 life safety code requirements.

Power Share Technology allows the inverter to work with AC Loads greater than the inverter power rating when used with 0-10 Vdc systems.



The inverter unit allows connected emergency fixture(s) to be normally on, normally off or switched without affecting lamp operation during a power failure.



	Si-600	Si-400	Si-250 Si-250-PST	Si-200PST	Si-125 Si-125-PST	Si-100-SR	Si-36	Si-27
Power Out (W)	600	400	250	200	125	100	36	27
Power Share Technology	No	No	Optional	Yes	Optional	No	Yes	Yes
Max. Connected Normal Power Load (0-10 Vdc Only)	na	na	375W	900W	375W	na	180W	110W
Internal Shunt Relay	No	No	Yes- w/PST	Yes	Yes w/ PST	Yes	Yes	Yes
Input Voltage (VAC)	120/277	120/277	120/277	120-277	120/277	120-277	120-277	120-277
Output Voltage	120/277	120/277	120/277	Auto Select 120-277	120/277	120/277	Auto Select 120-277	Auto Select 120-277
Approvals	ETL Listed to UL924	ETL Listed to UL924	UL Listed to UL924	UL Listed to UL924	UL Listed to UL924	UL Listed to UL924	UL Listed to UL924	UL Listed to UL924
Operating Time	90 Minutes @20 to 30C	90 Minutes @20 to 30C	90 Minutes @20 to 30C	90 Minutes @10-55C	90 Minutes @20 to 30C	90 Minutes @0-55C	90 Minutes @10-55C	90 Minutes @10-55C
Self Test/Diagnostic	No	No	Yes	Yes	Yes	No	Yes	Yes
Battery Technology	Lead Calcium	Lead Calcium	Lead Calcium	Li-Ion	Lead Calcium	Li-Ion	Li-Ion	Li-Ion
Dimensions (in)	23.25 x 15 x 8.25	18 x 15 x 8	17.3 x 15.4 x 4.25	16.9 x 4.5 x 1.6	12.0 x 15.4 x 4.25	19.5 x 3.3 x 2.2	13.54 x 3.23 x 1.18	13.54 x 3.23 x 1.18
Weight (lbs)	122	98	64	9	32	6	3	3
Recharge Time (hrs)	168	168	24	24	24	24	24	24
Transfer Time	50 msec	50 msec	50 msec	1 sec	50 msec	50 msec	1 sec	1 sec
Operating Temperatures	20 to 30C	20 to 30 C	20 to 30 C	10 to 50C	20 to 30 C	0 to 55C	10 to 55 C	10 to 55C
Warranty	2 yrs elec 4 yrs prorata batteries	2 yrs elec 4 yrs prorata batteries	2 yrs elec 4 yrs prorata batteries	5 years full	2 yrs elec 4 yrs prorata batteries	5 Years Full	5 years full	5 years full

What is **Power Share Technology** and how does it work?

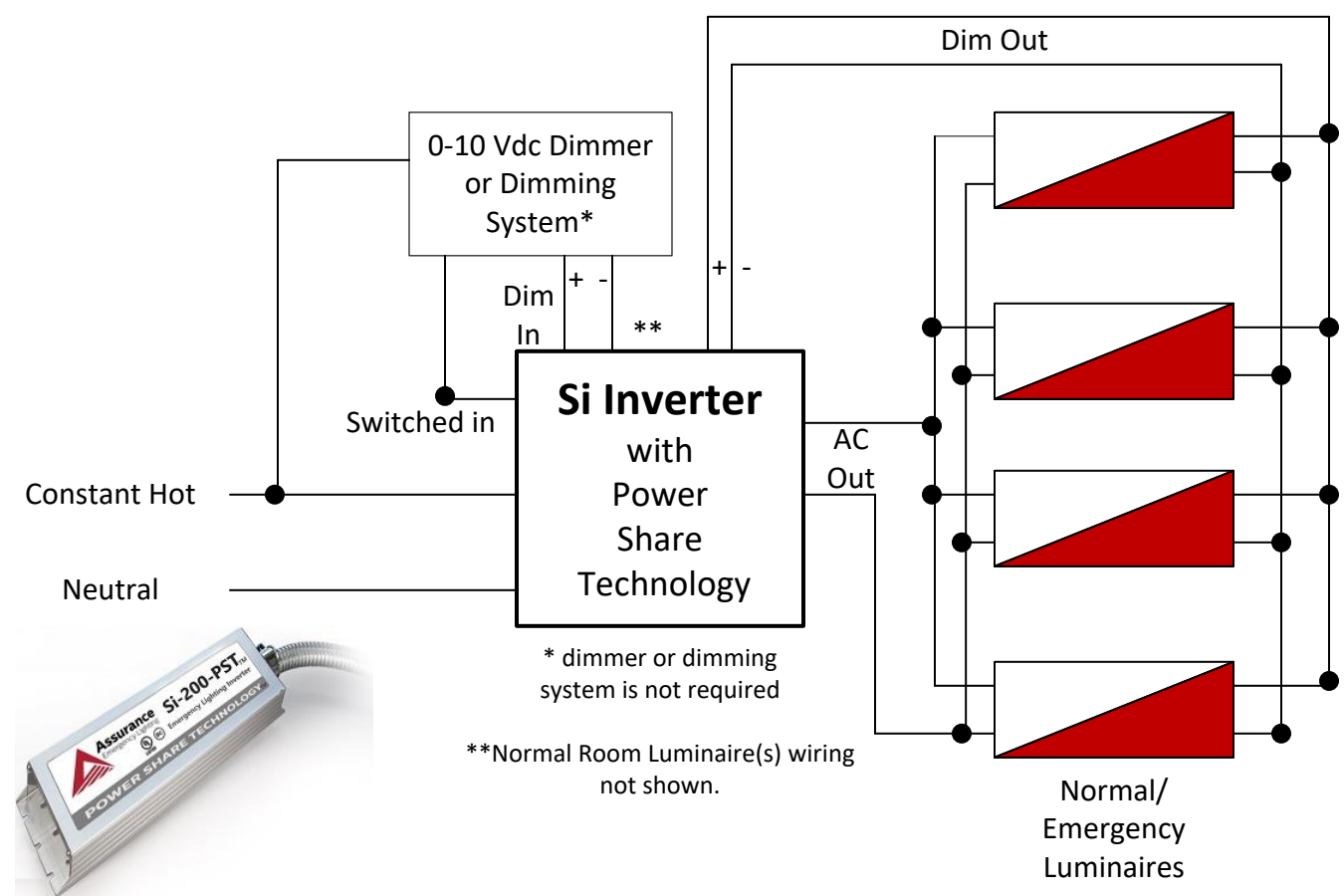
Power Share Technology allows the inverter to be wired with AC Loads much greater than the inverter power rating when using luminaires with 0-10 Vdc Drivers. This can be with single or multiple luminaires. When using the PST models, typically no bypass – ALCR-relay would be needed.

Besides the normal wiring of line voltage in and out, the inverter must connect to the 0-10 Vdc dimming leads of the luminaire(s) driver which applies a specific voltage in emergency to the 0-10 leads to lower the overall emergency power usage. This lowers the cost of emergency lighting and increases its usability.

Note: There are several versions of Power Share Technology on our inverters. See below.



Model	Si-250-PST	Si-200-PST	Si-125-PST	Si-36	Si-27
Emergency Power Out max. (W)	250	200	125	36	27
Power Share Technology	Field settable 20,40,60,80,100%	Auto Adjust to 200W (max.)	Field settable 20,40,60,80,100%	Set to 20% Programmable to 30%	Set to 20% Programmable to 30%
Max. Power Share connected Load (0-10 Vdc only)	375W	900W	375W	180W	110W



D Series

UL 924

Automatic Load Control
Bypass Relays

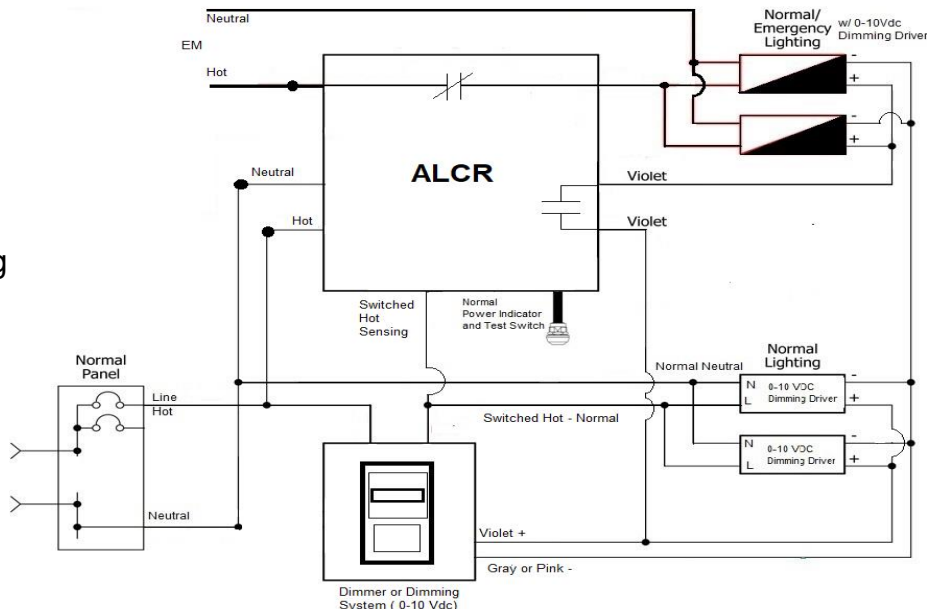


0-10 Vdc
Dimming
Compatible



	ALCR-D20	ALCR-D20L-C	ALCR-D20L	ALCR-D10L	ALCR-D10L-C	ALCR-D5
Relay Contact Rating	16A	20A	20A	10A	10A	5A
Normal Power Supply Voltage	120-277 Vac	120-277 Vac	120-277 Vac	120-277 Vac	120-277 Vac	120-277 Vac
Normal Power Supply Frequency	50/60 Hz	50/60 Hz	50/60 Hz	50/60 Hz	50/60 Hz	50/60 Hz
Normal Power Supply Current (mA)	24mA	25mA	25mA	25mA	25mA	39mA
Emergency Power Supply Voltage	120-277 Vac	120-277 Vac	120-277 Vac	120-277 Vac	120-277 Vac	120-277 Vac
Emergency Power Supply Frequency	50/60 Hz	50/60 Hz	50/60 Hz	50/60 Hz	50/60 Hz	50/60 Hz
0-10Vdc Dimming Over ride	For full Emergency Illumination	For full Emergency Illumination	For full Emergency Illumination	For full Emergency Illumination	For full Emergency Illumination	For full Emergency Illumination
Remote Test input	Class 2 Dry Contacts **	Provided w/2' flex & IP65 ITS on wall plate	IP65 ITS provided	IP65 ITS provided	Provided w/2' flex & IP65 ITS on wall plate	Class 2 Dry Contacts **
Test Switch	Optional- Separate Purchase RTS-ALCR-D520 or TB-D1020	Standard	Standard	Standard	Standard	Optional- Separate Purchase RTS-ALCR-D520 or TB-D1020
Remote Fir Alarm Contacts	Yes	No	No	No	No	Yes
Operating Temperature (°C)	-35 to 60	-20 to 55	-20 to 55	-20 to 55	-20 to 55	-35 to 60
Warranty	5 Years Full	5 Years Full	5 Years Full	5 Years Full	5 Years Full	5 Years Full
Approvals	UL Listed to UL924	UL Listed to UL924	UL Listed to UL924	UL Listed to UL924	UL Listed to UL924	UL Listed to UL924
	Made in USA	Foreign Source TAA Compliant	Foreign Source TAA Compliant	Foreign Source TAA Compliant	Foreign Source TAA Compliant	Made in USA
Mounting	1/2" Threaded Nipple Mounting	1/2" Treaded Nipple Mounting	Ballast Channel Mounting	Ballast Channel Mounting	1/2" Treaded Nipple Mounting	Ballast Channel Mounting

Typical
ALCR Wiring



R Series

Recessed Emergency Lighting



The Assurance Emergency Lighting REM decorative recessed LED light is the excellent addition to our portfolio. It has two adjustable lamp heads and thin profile, makes it the perfect emergency light for any types of rooms, hallways, theater rooms, office etc. It features a unique design with 2 pull-out ultra bright LED lamp heads and an LED indicator light with push-to-test button. The lightweight, injection molded, 5VA flame retardant thermoplastic housing makes it a convenient and inconspicuous unit. It is designed to work with both drywall and ceiling mount installations. 2 trim plates are included to convert the light to an oval or rectangle shape. The REM is suitable with drywall or drop ceiling mount installations.

The REM Recessed Emergency Light use long-lasting, efficient ultra bright white LEDs. Two Fully adjustable heads with (2) 1.0W LED per head and is designed with a maintenance-free battery that provides a minimum emergency duration of 90 minutes. Recharge time of the battery is 24 hours. Operational temperature range is 50°F to 122°F

Optional: SELF-TESTING

Mounting Height	Spacing	3 ft Wide Path of Egress
10 Feet	50 feet	1 fc average
12 Feet	50 Feet	1 fc average
15 Feet	40 Feet	1 fc average

RHB/BAL Series

Fluorescent Emergency Ballast

Assurance Emergency Lighting offers a full range of emergency ballast for linear or compact fluorescent fixtures. Our emergency ballast converts new or existing fluorescent fixtures to code compliant emergency lighting. Each unit is UL924 Listed. Visit Website for model details.



Emergency Lighting Products

L Series - LED Emergency Drivers

Si Series - Emergency Lighting Inverters

RHB Series - Fluorescent Emergency Ballasts

D Series - Automatic Load Control / Bypass Relays

REM Series - Recessed Emergency Lighting Units

Quality + Experience + Service + Innovation

Solutions

Emergency Lighting Made Easy

Assurance Emergency Lighting is an independently owned manufacturer of innovative emergency lighting products located in Memphis Tennessee. We deliver the highest quality products and provide extraordinary customer service.

Customer Service

Quality and Service are our highest priorities. We are here to answer your questions and help you find solutions. Contact us with questions about products, pricing, ordering information, literature requests and new product opportunities.

Customer.Service@Assurancelighting.com

Technical Support

Assurance Emergency Lighting is committed to supporting our customers and making it as easy as possible to do business. Our product experts are available to offer technical assistance and support your needs. If you have questions about installation, applications, wiring diagrams or other technical concerns, we'll help you find the answer.

Tech.Support@Assurancelighting.com



357 Cumberland Street . Memphis, TN 38112
1-877-774-4775 . www.assurancelighting.com 2023

